



YOUR
measuring kit

FOLLOW OUR EASY STEP-BY-STEP INSTRUCTIONS

01 | HOW TO MEASURE YOUR KITCHEN

To start, draw the shape of your kitchen on the grid paper provided.

NOTE: All measurements must be in inches

02 | MEASURING WALLS

Measure all wall sections and note them on your floor plan.

03 | MEASURING WINDOWS AND DOORS

Measure all windows and doors including the trim casing and note them on your floor plan.

04 | MEASURING THE CEILING HEIGHT

Measure the height of your walls and note them on your floor plan.

05 | MEASURING BULKHEADS

If your kitchen has a bulkhead (soffit) measure the width, depth and height and note these measurements on your floor plan.

06 | MEASURING APPLIANCES

Complete the appliance list attached and note the location on your floor plan.

07 | MEASURING WALLS

Measure from the nearest corner to the center of each pipe that currently exists or where you intend to place them. Mark this on your floor plan.



08 | ADDITIONAL INFORMATION

Please note anything that projects in your room including radiators, pipes, ventilation, special angles and any other major architectural features. Include their measurements if possible.

09 | FINAL STEP

Submit your completed floor plan, photos of your current kitchen, inspirational photos and any additional information at:

Email: KitchensByForemost@foremostgroups.com

Fax: 905-507-2006

If you have any further questions or require any additional assistance please contact Kitchens by Foremost at

1-888-256-7551



HOW TO MEASURE
VIDEO

APPLIANCE LIST

appliance list and specifications - BY PROVIDING US WITH YOUR APPLIANCE SPECIFICATIONS APPLICABLE TO YOUR PROJECT, WE ARE ABLE TO CREATE A MORE ACCURATE DESIGN BASED ON YOUR LAYOUT. IF YOU ARE ABLE TO PROVIDE THE MAKE AND MODEL NUMBERS THE WIDTH, HEIGHT, AND DEPTH ARE NOT REQUIRED.

ITEM	STYLE or TYPE (PLEASE CHECK)	MAKE <small>*IF AVAILABLE</small>	MODEL NUMBER <small>*IF AVAILABLE</small>	WIDTH	DEPTH	HEIGHT
REFRIGERATOR	<input type="checkbox"/> Top-mount Freezer <input type="checkbox"/> Bottom-mount Freezer <input type="checkbox"/> Side-by-side <input type="checkbox"/> Panel Ready <input type="checkbox"/> French Door					
RANGE	<input type="checkbox"/> Gas <input type="checkbox"/> Electric					
COOKTOP	<input type="checkbox"/> Yes <input type="checkbox"/> No					
RANGE HOOD	<input type="checkbox"/> Chimney <input type="checkbox"/> Under Cabinet <input type="checkbox"/> Over the range microwave <input type="checkbox"/> Custom cabinet with insert					
WALL OVEN	<input type="checkbox"/> Single <input type="checkbox"/> Double <input type="checkbox"/> Combo <input type="checkbox"/> Other: _____					
MICROWAVE	<input type="checkbox"/> Built-in <input type="checkbox"/> Freestanding <input type="checkbox"/> Other: _____					
SINK	<input type="checkbox"/> Single Bowl <input type="checkbox"/> Double Bowl <input type="checkbox"/> Triple Bowl <input type="checkbox"/> Farmhouse/Apron <input type="checkbox"/> Bar <input type="checkbox"/> Other: _____					
DISHWASHER	<input type="checkbox"/> Portable <input type="checkbox"/> Built-in <input type="checkbox"/> Panel ready					
WINE COOLER	<input type="checkbox"/> Built-in <input type="checkbox"/> Freestanding <input type="checkbox"/> Panel ready <input type="checkbox"/> N/A					
OTHER						

MEASUREMENTS

	TYPE	SIZE
EX.	Wall	48"
EX.	Window	30" W x 30" H, distance from floor 40"
A		
B		
C		
D		
E		
F		
G		
H		
I		
J		
K		
L		
M		
N		
O	Ceiling Height	
P	Bulkhead W x D x H	

SPECIFICATIONS

DOOR STYLE:	
FINISH:	
PREMIUM FINISH:	

ADDITIONAL DETAILS / NOTES

CONTACT INFORMATION

MEMBER NAME: _____

PHONE NUMBER: _____

EMAIL: _____

ADDRESS*: _____

Street Name

City

Province

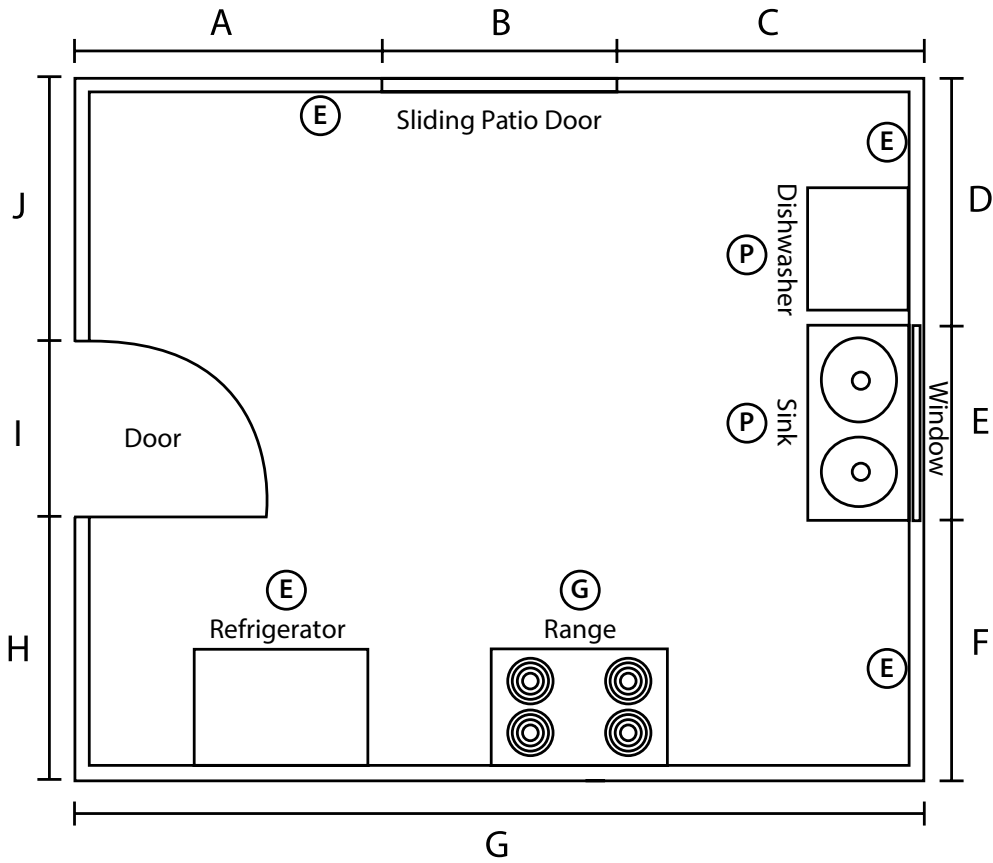
Postal Code

**Please provide the address that your cabinets will be delivered to.*

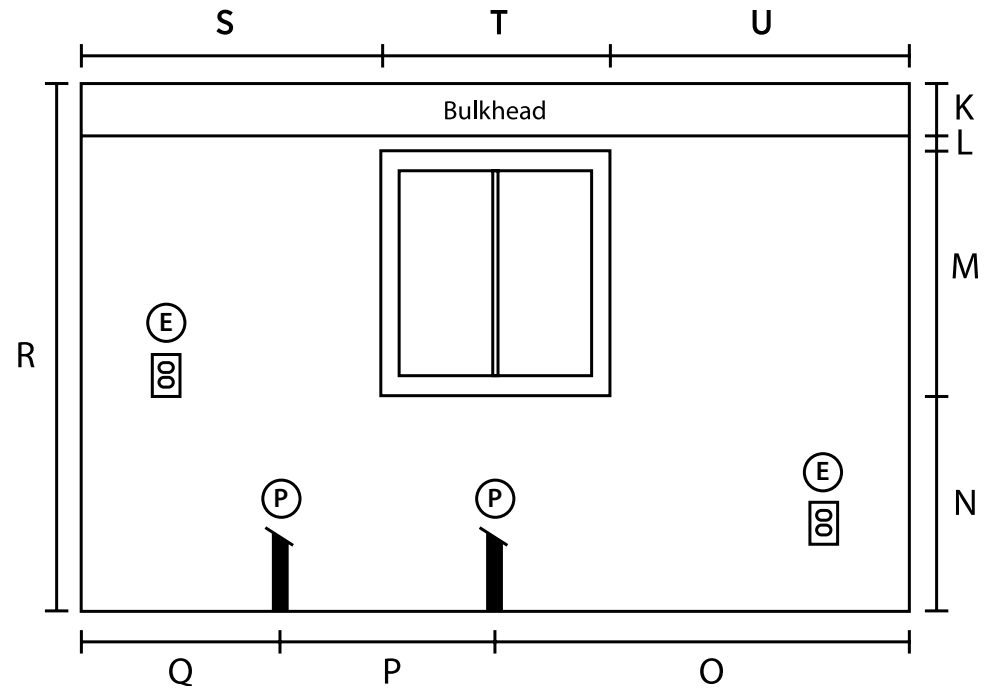
Submit completed measuring kit to **Email:** KitchensByForemost@foremostgroups.com

Fax: 905-507-2006

EXAMPLES



Floor Plan (Top Down View)



Wall Elevation (Front View)

DESIGN INTAKE CHECKLIST



mandatory

The following information is required to proceed with a design and quote.

- ADDRESS/POSTAL CODE**
 - Delivery location of the cabinetry
- CEILING HEIGHT**
 - Include bulkhead width, height, and depth if applicable
- WINDOW & DOOR PLACEMENT**
 - Width and height including trim
 - Measurements of where they are placed on wall
- WALL MEASUREMENTS**
 - Include all walls where cabinetry will touch
- BASIC APPLIANCE SIZES**
 - Range/Cooktop & Wall Ovens
 - Range Hood & Style (ie. Chimney, under cabinet, custom)
 - Fridge
 - Sink
 - Dishwasher
 - Microwave
- DOOR STYLE & COLOUR**

optional

This information can be helpful when designing your kitchen.

- WISHLIST**
- PHOTOS OF EXISTING SPACE**
- INSPIRATIONAL IMAGES**